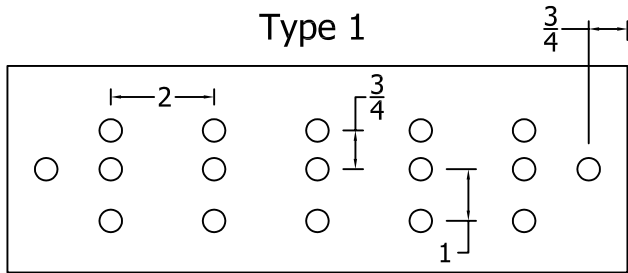
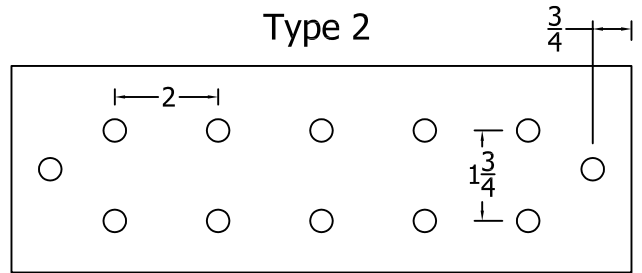


Ground Bar Hole Configurations

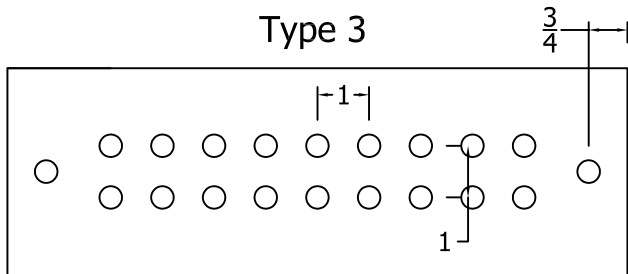
Type 1



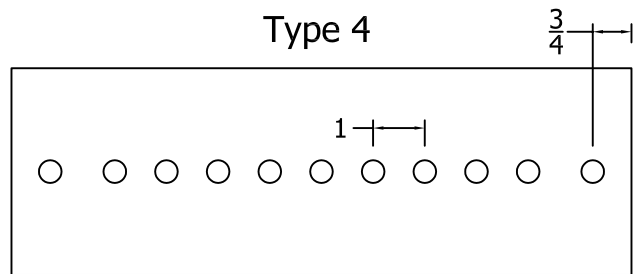
Type 2



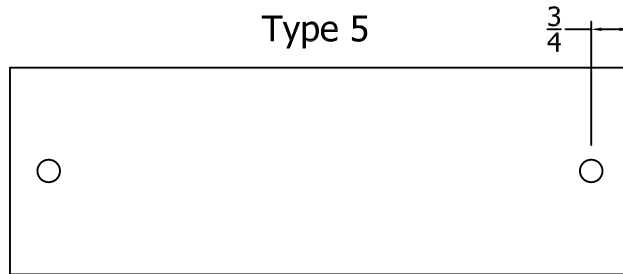
Type 3



Type 4



Type 5



- All holes are 7/16" unless otherwise stated. Tapped holes available upon request.
- Total custom capability allows us meet a wide range of customer needs. We can supply special sizes, shapes, holes, or cutouts.

DWG. TITLE:

**Copper Gound Bar
Hole Configurations**

DWG. NO.:

P10036

MATERIAL:

C110 Electrolytic Tough Pitch Copper
ASTM B133 & B187, 101% IACS

FINISH:

NOTICE:
THIS INFORMATION IS THE PROPERTY OF N.J. SULLIVAN CO.. ANY REPRODUCTION, PUBLICATION OR DISTRIBUTION TO A THIRD PARTY IS STRICKLY FORBIDDEN UNLESS WRITTEN PERMISSIONS ARE GIVEN BY AN AUTHORIZED AGENT OF:
N.J. SULLIVAN CO., INC.

DFTG.:	DATE: 02/18/02
CHKR.:	DATE:
REV.:	DATE:
REV.:	DATE:
REV.:	DATE:

N.J. SULLIVAN CO.
INCORPORATED

P.O. BOX 438, STERLING, VIRGINIA 20167
METAL FABRICATION

Phone: (703)-471-0544 Fax: (703)-471-0275
www.njsullivan.com