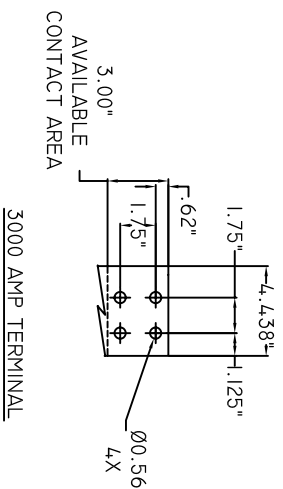
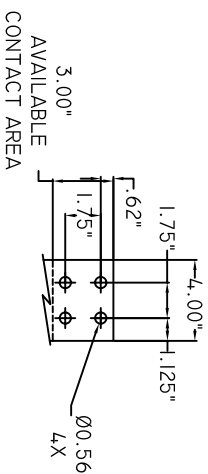
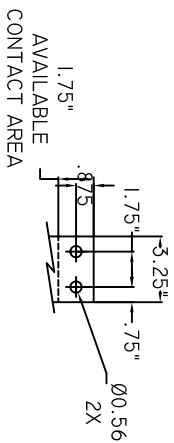


REVISIONS				
ZONE	REV.	DESCRIPTION	APPD.	DATE
		SEE SHEET 1 FOR LATEST REVISION		

PART NUMBER	AMPERAGE RATING	FEED		MODEL	NO. OF POLES	NO. OF WIRES	W/INTEGRAL GROUND FAULT PROTECTION
		TOP	BOTTOM				
900000 - 1	800	YES		VL	3	4	
900000 - 2	800		YES	VLB	3	4	
900000 - 3	1200	YES		VL	3	4	
900000 - 4	1200		YES	VLB	3	4	
900000 - 5	1200	YES		VL	3	4	YES
900000 - 6	1200		YES	VLB	3	4	YES
900000 - 7	1600	YES		VL	3	4	
900000 - 8	1600		YES	VLB	3	4	
900000 - 9	1600	YES		VL	3	4	YES
900000 - 10	1600		YES	VLB	3	4	YES
900000 - 11	2000	YES		VL	3	4	
900000 - 12	2000		YES	VLB	3	4	
900000 - 13	2000	YES		VL	3	4	YES
900000 - 14	2000		YES	VLB	3	4	YES
900000 - 15	2500	YES		VL	3	4	
900000 - 16	2500		YES	VLB	3	4	
900000 - 17	2500	YES		VL	3	4	YES
900000 - 18	2500		YES	VLB	3	4	YES
900000 - 19	3000	YES		VL	3	4	
900000 - 20	3000		YES	VLB	3	4	
900000 - 21	3000	YES		VL	3	4	YES
900000 - 22	3000		YES	VLB	3	4	YES
900000 - 23	4000	YES		SL	3	4	
900000 - 24	4000		YES	SLB	3	4	
900000 - 25	4000	YES		SL	3	4	YES
900000 - 26	4000		YES	SLB	3	4	YES



**N.L. SULLIVAN CO.**  
INCORPORATED

SCALE: \_\_\_\_\_

EST. WT.: \_\_\_\_\_ LBS

900000

SHEET 2 OF 7